

ASAHI
PENTAX
K series

6X7 LENS ADAPTOR

K

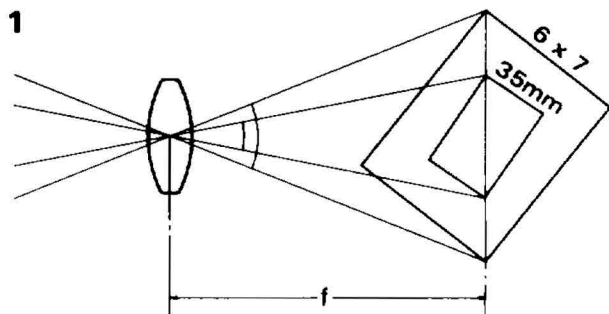


Function and Features

The 6 x 7 Lens Adaptor K is designed to allow the mounting of Takumar 6 x 7 lenses on the Pentax K2, KX or KM 35mm SLR's. Even with this adaptor, focusing is possible from the closest distance to infinity.

One end of the 6 x 7 Lens Adaptor K has a dual bayonet mount similar to that on the Pentax 6 x 7 camera. Lenses longer than 400mm in focal length are mounted on the external bayonet mount; lenses shorter than 300mm in focal length are mounted in the internal bayonet mount of this dual mount. The other end of the adaptor was a bayonet mount similar to that of an SMC Pentax lens. The adaptor has a thickness of 39.5mm to fill the difference in flange focal distance between the Pentax 6 x 7 (85mm) and the Pentax K2, KX or KM (45.5mm)


An Example of Change in Angle of View
The angle of view of the Takumar 6 x 7 200mm lens is 26° for 6 x 7cm format, but it becomes 12° when it is mounted on the 35mm Pentax camera, the same as the regular 200mm lens for the 35mm Pentax.



Recommended Lenses

Among the lenses for the Pentax 6 x 7 camera, the 400mm (Fig. 2), 600mm and 800mm lenses are very useful for Pentax 35mm cameras because they have a fast speed of $f/4$ – faster than any SMC Pentax ultra-telephoto lenses.

2





The 150mm 6 x 7 lens in fact has a speed of $f/2.8$, one f-stop faster than the SMC Pentax 150mm $f/4$ lens.

Lenses Not Recommended

The 35mm Fisheye lens for the Pentax 6 x 7 camera becomes a high-distortion wide-angle lens on the 35mm Pentax. The 55mm $f/3.5$ and 75mm $f/4.5$ wide-angle lenses become standard or long-focus lenses on the 35mm Pentax. The built-in leaf shutter of the Takumar 6 x 7 90mm $f/2.8$ makes it impossible to use this lens on the 35mm Pentax.

How To Mount and Detach

Lenses Mounted In Internal Bayonet Mount
(Lenses Shorter Than 300mm in Focal Length)



As shown in Fig. 3, mount the 6 x 7 Lens Adaptor K on the Pentax K2, KX or KM camera just as you would a regular SMC Pentax lens. Check to make sure that the red dot (1) is at the top and the clamp screw (2) is on the left side. Detaching the adaptor from the camera is similar to detaching an SMC Pentax lens.

As shown in Fig. 4, match the red dot (3) on the adaptor with the red dot (4) the Takumar 6 x 7 lens and give the lens a 60° turn clockwise. (Do not confuse the red dot (3) with the red dot (1) above.) To detach the lens, push the unlock button (5) on the adaptor and turn the lens counterclockwise.

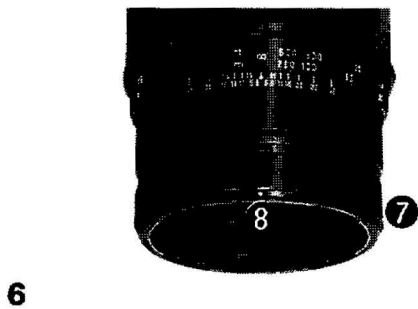

To switch easily between vertical and horizontal positioning, loosen the clamp screw (2) in Fig. 3 and turn the camera. You will find click-stops every 90°. After positioning, never forget to tighten the clamp screw.



Lenses Mounted on External Bayonet Mount (Lenses Longer Than 400mm in Focal Length)

As shown in Fig. 5, these lenses have a tripod mount (6). Set the lens on a sturdy tripod first.

Attach the Adaptor K for 6 x 7 Lens on the camera as shown in Fig. 3.

Turn the breech lock ring (7) on the Takumar 6 x 7 lens counterclockwise so as to set the white dot (8) at the top as shown in Fig. 6.





As shown in Fig. 7, match the red dot (1) on the Adaptor K with the white dot (8) on the breech-lock ring.

As shown in Fig. 8, hold the camera with your right hand and turn the breech lock lock ring (7) clockwise until it is tight. Do not take your right hand off the camera until the breech lock ring is secured.

Focusing and Exposure

By using the 6 x 7 Lens Adaptor K, the automatic diaphragm and full-aperture metering functions of Takumar 6 x 7 lenses are eliminated. Set the preview lever (9) of the lens at "Auto" position for focusing and then set the lever (9) at "Man " position for stopped-down aperture metering.

When using a 6 x 7 lens longer than 400mm in focal length which has a click-stop aperture, open the aperture fully for focusing and then stop down the aperture to your desired value.





ASAHI OPTICAL CO., LTD. C.P.O. 895, Tokyo 100-91, JAPAN

ASAHI OPTICAL EUROPE N.V., Weiveldlaan 3-5, 1930 Zaventem, BELGIUM

ASAHI OPTICAL EUROPE S.A. (Hamburg Office) 2000 Hamburg 54 (Lokstedt), Grandweg 64, WEST GERMANY

ASAHI OPTICAL (AMERICA) INC. 15 East 26th Street, Suite 1710, New York, New York 10010, U.S.A.

ASAHI OPTICAL BRASILEIRA IND. E COM. LTDA. Rua Estados Unidos, 1053, São Paulo, SP, BRASIL

06921

Printed in Japan